



Fairy Name Generator

Find your magical fairy name!

Fairies have special names that come from nature, sparkle, and a little bit of magic. Follow the steps below to discover your fairy name.

How to Find Your Fairy Name

- ✦ Look at the first letter of your first name and find it in Column A.
- ✦ Find your birth month in Column B.
- ✦ Put the two words together to create your fairy name!

Example:

✦ Name: Bella (B) +
 Birth Month: March →
 Blossom Petal

- ✦ Find your birth month in Column B.

Month	Fairy Title
January	Moonbeam
February	Wings 
March	Petal 
April	Heart 
May	Sparkle 
July	Sunwhisper 
August	Starshine 
September	Riverleaf 
October	Dewglow 
November	Shadowdance
December	Cloudchaser

Column A ~ First Letter of Your Name

(Choose the word that matches the first letter of your name)


- A Anger
- B Blossom
- C Cedar
- D Dewdrop
- E Elder
- F Fern
- G Glimmer
- H Hazel
- I Ivy
- J Juniper
- K Kindleaf
- L Lark
- M Mist

Girl & Boy Fairy Tip

All fairy names are for everyone! Some fairies like soft, gentle names, while others prefer strong, bold ones. Choose the name that feels most magical to you.

My Fairy Name Is:





Continue Your Fairy Name!

Start with P!

Find the first letter of your name and combine it with your birth month to continue your magical fairy name. Use the list below and the names from the first Fairy Name Generator pages to create the perfect

Column A - First Letter

P Petalfall

Q Quickwing

R Rose

S Silver

T Thorn

U Umber

V Velvet


W Willow


X Xylo


Y Yarrow


Z Zephyr


Column B - Your Birth Month


January Moonbeam 


February Wings 


March Petal 


April Heart 


May Sparkle 


June Sunwhisper 

July Starshine 

August Riverleaf 

September Shadowdance 

October Frostlight 

November Cloudchaser 

Draw Yourself as a Fairy!

- ◆ Draw yourself with beautiful fairy wings.
- ◆ Add sparkles, flowers, and fairy clothes.
- ◆ Imagine your fairy adventures!



Design Your Own Fairy Door.



SPOT THE DIFFERENCE!


Picture A

Picture B



Can you find and circle the 5 differences in Picture B?


HELP THE FAIRY FIND THE FLOWER







Fairy Wand Craft

Make your very own Fairy Wand!

 Color the shapes

 Cut them out.

 Cut them out (with a parent's help).

 Tape them to a stick you find in the garden to make a magic wand!

Draw & color the shapes, cut them out, and tape them to a stick you found in the garden...

...now you have a magic wand!



Fairy "Nature Walk" Scavenger Hunt

Take this list outside on a "Nature Walk"
and see what you can find.

- A leaf shaped like a fairy wing.
- A "fairy stool"
(a mushroom or toadstool).
- A shiny pebble
for a fairy's treasure.
- A flower that a
fairy might sleep in.

